



SMARTdesks™ MPLEX™ Product Specs

MSR-603642-LK1 Double Bay Multimedia Lectern with Semi-Recessed (19" - 21") Monitor

Materials and Construction Specifications

SR Monitor Cutout (left) – With soft vinyl T-mold edges to accommodate recessed monitor. Sized to accept up to 21" VDT.

Monitor Shelf – Custom Assembly System™ provides height/depth/angle adjustable monitor support platform offering additional structural strength once fixed at optimum height.

Main Bay (left) – Two locking doors permit access to storage area below monitor. Available interior height depends on actual monitor size. Inside is 31.75" wide x 34" deep. Includes (as standard) remote-switched, surge-protected 6-outlet power strip. Power switch is mounted under left side of keyboard.

Auxiliary Bay (right) – 26" interior width x 34.75" interior height x 34" interior depth cabinet with one locking door and two adjustable shelves. Integral wire management allows passage of cables between bays and vertically behind shelves.

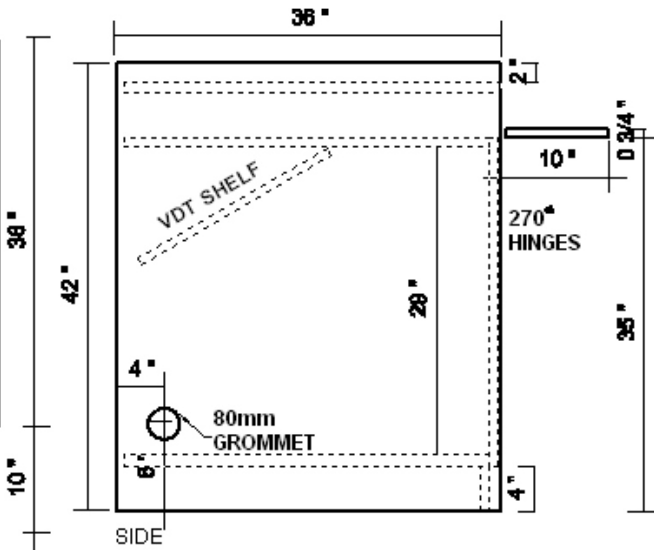
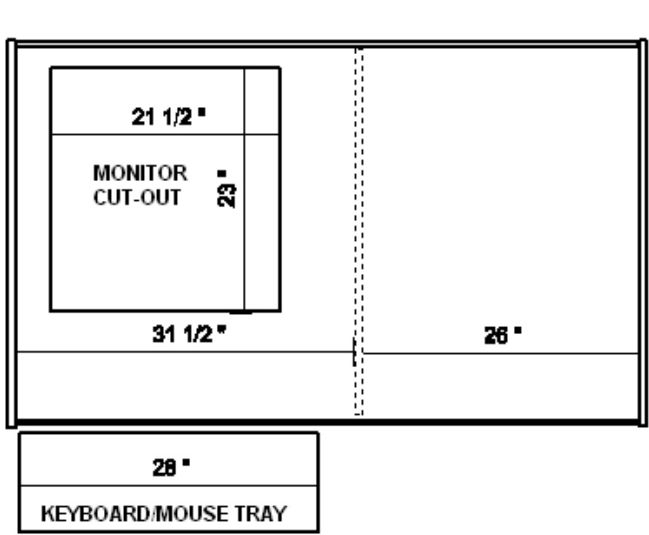
Top Surface - 0.048" thick, high-pressure laminate (exceeds performance requirements of NEMA 3-1995 Grade HGS) bonded to 30mm thick 50 lb. medium density particleboard with phenolic resin impregnated backer sheet. All edges are banded in 3mm thick, color-thru PVC mechanically applied under pressure and heat.

Base Panels - 0.020" thick melamine coated finish thermally fused to both sides of 19mm thick 47 lb. medium density particleboard. All exposed edges (including bottom edges in contact with the floor - to prevent water damage) are banded in 3mm thick, color-thru PVC mechanically applied under pressure and heat.

Keyboard/Mouse Platform – Pullout platform at 37" above floor match base panel finish and edge trim. Mounted with full-extension ball bearing slides with lifetime warranty.

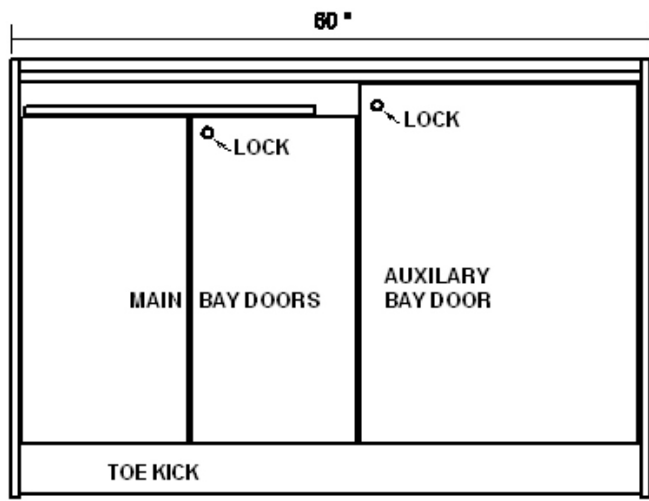
Construction – European 32mm woodworking technology employing steel-to-steel pin and cam connections (thru-drilled for full panel integrity) where needed to provide durability, ease of assembly and modularity.

Integral Wire Management™ - Vertical and horizontal wire channeling, 80mm side access grommets are positioned to align with other components and wall power/data access points.




TOP

SIDE



FRONT



REAR