



SMARTdesks™ SnapFlex™ Product Specs

SSF-603028-C1F, SSF-663028-C1F, SSF-723028-C1F, SSF-783028-C1F
Single Monitor/Double Desk for LCD Monitor - 16"d Keyboard Surface (Grade 9-Adult)
SSF-603026-C1F, SSF-663026-C1F, SSF-723026-C1F, SSF-783026-C1F
Single Monitor/Double Desk for LCD Monitor - 16"d Keyboard Surface (Grade 5-8)
SSF-603024-C1F, SSF-663024-C1F, SSF-723024-C1F, SSF-783024-C1F
Single Monitor/Double Desk for LCD Monitor - 16"d Keyboard Surface (Grade K-5)

Materials and Construction Specifications

Top Surfaces and Base Panels - 0.020" thick melamine coated finish thermally fused to both sides of 19mm thick 47 lb. medium density particleboard. All exposed edges (including bottom edges in contact with the floor - to prevent water damage) are banded in 3mm thick, color-thru PVC mechanically applied under pressure and heat.

Keyboard/Mouse/Writing Surface - Full width (60", 66", 72", 78") x 16" deep. May be inexpensively modified to accommodate CRT monitors up to 19".

Rear Decks - Two 20" - 28" wide x 14" deep (nominal) removable panels on either side of monitor well. Available with a multitude of accessory options.

Wire Access Grommets – 80mm diameter wire access grommets with cover are positioned on both side panels to channel cables to other desks and/or to wall outlets.

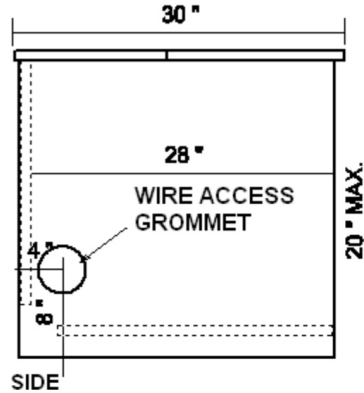
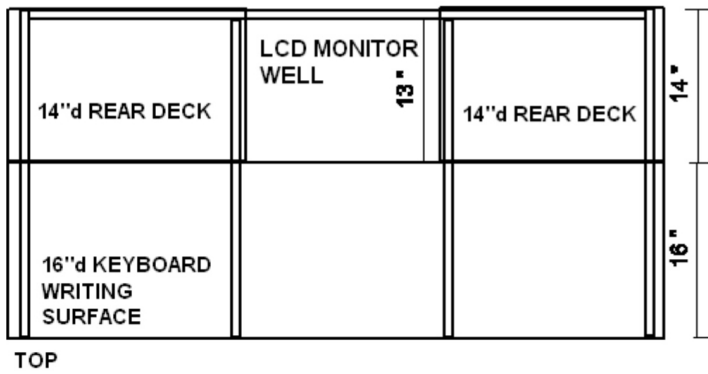
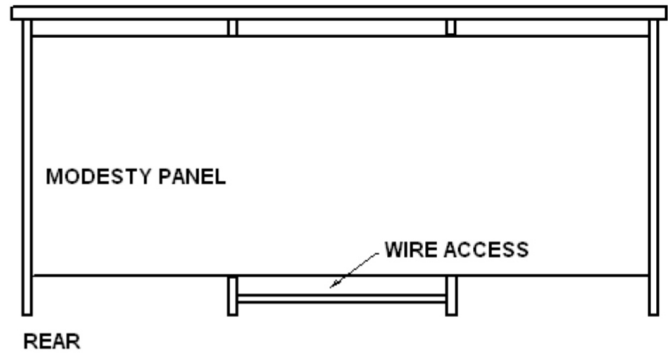
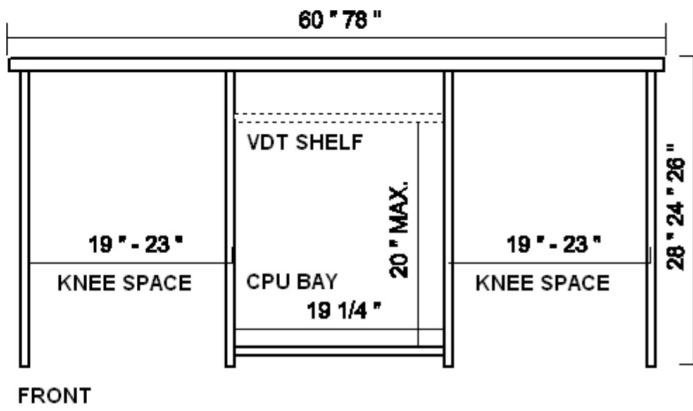
Convertible CPU Cabinet™ – 19.25"w bay accommodates desktop or mid-tower CPU cases (20" high - max). Includes adjustable shelf, vertical and horizontal wire channeling. Accepts optional rack mount rails.

Construction – European 32mm woodworking technology employing steel-to-steel pin and cam connections (thru-drilled for full panel integrity) where needed to provide durability, ease of assembly and modularity.

Ventilation – Panels are assembled to permit adequate airflow around components.

Floor Glides - All units are provided with standard adjustable 1¼" steel leveling glides with vinyl shield attached to metal inserts in the vertical support panels. 3/4" height adjustment range.

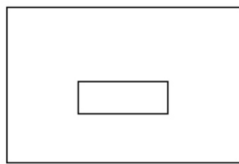
Integral Wire Management™ - Vertical and horizontal cable chases permit access to floor outlets and ganging between desks.



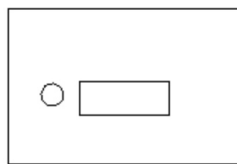
SINGLE DESK REAR DECK OPTIONS



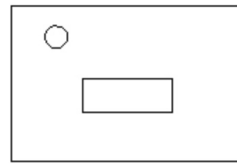
SRD2
Blank



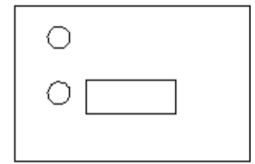
SRD2A
PDP



SRD2B
PDP, HSG



SRD2C
PDP, TLG



SRD2D
PDP, HSG, TLG