

# DT SERIES WORKSTATIONS

DESKTOP COMPUTER CONFIGURATION

Sometimes the best solution is the simplest.

If you are going to be changing or mixing a variety of monitor sizes and the desks are going to be pushed up against the walls around the room or clustered back-to-back, placing the monitor on the work surface may be the best option.

If line-of-sight is not an issue and the monitor is the only computer component on the desktop you can reduce the clutter of cables and equipment and leave space for taking notes and reading printed materials.

In the computer lab with shared terminals or for individual tutoring, the DT configuration provides the best visibility for multiple users and in the Internet lab where you want to monitor student computer activity closely, the DT series enables you to see every screen at once with the right furniture arrangement.

SMARTdesks has applied all of the same design principles used in our other desks to make DT Series Workstations just as comfortable, clutter-free and aesthetically pleasing.

Our product numbers have meaning:

**SDT-603630-CK9**

Prefix:	Dimensions:	Suffix:
Single	Width= 60"	C= Double CPU Capacity
Double or	Depth= 36"	T= Tower CPU Only
Triple	Height= 30"	K= Keyboard Pull Out
Desk		9= 19" Monitor
Top		1= 21" Monitor

DDT-723030-TK9  
Shown with optional  
HO-G monitor arms

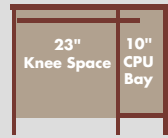
SDT-363030-TK9

DDT-723030-CK9

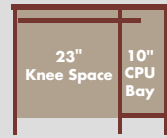
TDT-103030-CK9

# SINGLE

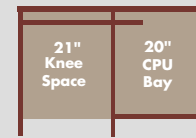
SDT-363030-TK9



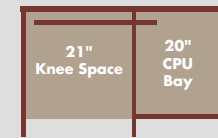
SDT-363630-TK1



SDT-443630-CK1



SDT-483630-CK1



SDT-603630-CK1




SDT-723630-CK1



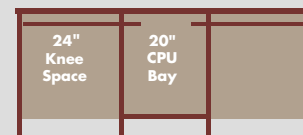
All models are available in 30" and 36" desktop depths.

# DOUBLE

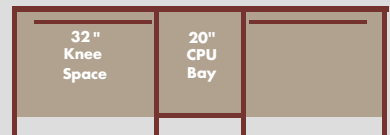
DDT-663030-CK9



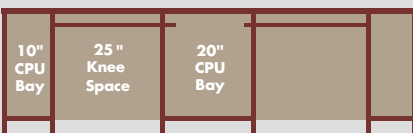

DDT-723630-CK1



DDT-883630-CK1



DT-963630-CK1



# TRIPLE

TSR-103030-CK9

